

Ravi D. Goel collection of George T. Pack papers

Ms Coll 102



Katherine Isham

2024

Yale University
333 Cedar St.
New Haven, CT 06520-8014
203-737-1192
203-785-5636
historical.library@yale.edu
<http://historical.medicine.yale.edu/>

Table of Contents

Collection Overview 3

Requesting Instructions 3

Administrative Information 3

 Immediate Source of Acquisition 3

 Conditions Governing Access 4

 Conditions Governing Use 4

 Preferred Citation 4

Biographical / Historical 4

Content Description 4

Collection Contents 5

Selected Search Terms 6

Collection Overview

REPOSITORY: Medical Historical Library, Cushing/Whitney Medical Library
Yale University
333 Cedar St.
New Haven, CT 06520-8014
203-737-1192
203-785-5636
historical.library@yale.edu
<http://historical.medicine.yale.edu/>

CALL NUMBER: Ms Coll 102

CREATOR: Pack, George T. (George Thomas), 1898-1969

TITLE: Ravi D. Goel collection of George T. Pack papers

DATES: 1918–1920, 2007

PHYSICAL DESCRIPTION: .5 linear feet (5 volumes)

LANGUAGE: English

SUMMARY: George T. Pack (1898-1969), was a surgeon and leading expert in the treatment of cancer. He attended Ohio State University then the Yale School of Medicine, completing his medical degree in 1922. The collection includes four books of notes on anatomy, neurology, physiology, and pathology created by Pack between 1918-1920. Each book contains typed carbon copies of notes and original illustrations with hand written or typed labels bound into hard cover volumes. The collection also includes one copy of *A conspiracy of silence: the health and death of Franklin D. Roosevelt*, 2007, by Harry S. Goldsmith, which describes the author's attempts to verify something from one of Pack's lectures regarding FDR's medical treatment.

ONLINE FINDING AID: To cite or bookmark this finding aid, please use the following link: <https://hdl.handle.net/10079/fa/ms.med.0102>

Requesting Instructions

To request items from this collection for use on site, please use the request links in the HTML version of this finding aid, available at <https://hdl.handle.net/10079/fa/ms.med.0102>.

Key to the container abbreviations used in the PDF finding aid:

 vol. volume

Administrative Information

Immediate Source of Acquisition

Gift of Ravi D. Goel (Yale 1993), 2023.

Conditions Governing Access

The collection is open for research.

Conditions Governing Use

Copyright status for collection materials is unknown. Transmission or reproduction of materials protected by U.S. Copyright Law (Title 17, U.S.C.) beyond that allowed by fair use requires the written permission of the copyright owners. Works not in the public domain cannot be commercially exploited without permission of the copyright owners. Responsibility for any use rests exclusively with the user.

Preferred Citation

Ravi D. Goel collection of George T. Pack papers. Historical Library, Harvey Cushing / John Hay Whitney Medical Library, Yale University.

Biographical / Historical

George T. Pack (1898-1969), was a surgeon and leading expert in the treatment of cancer. He attended graduate school at Ohio State University, where Milton Winternitz, dean of the Yale School of Medicine attended one of his lectures. Winternitz, assuming Pack had completed an MD, invited Pack to lecture at the YSM Department of Pathology. Pack accepted the offer and also enrolled at the School of Medicine. He completed his medical degree in 1922 then taught pathology at the University of Alabama School of Medicine. After deciding to pursue a career path involving patient care, he trained in surgery at Memorial Hospital for the Treatment of Cancer and Allied Disease (later renamed Memorial Sloan Kettering Cancer Center) and radiation therapy at the Curie Foundation Institute of Radium in Paris.

In 1928 Pack returned to Memorial Hospital, where he spent the majority of his professional career, first as Resident Surgeon then as Chief of Gastric and Mixed Tumor Services. As Chief, he developed an oncologic service that created individual treatment plans by combining surgery, radiation therapy, and chemotherapy. He later formed the Pack Medical Group and the Pack Medical Foundation, which trained 45 fellows in oncology. He was a prolific author, served on the editorial board of several medical journals, and was a member of numerous medical societies. At the time of his death in 1969 he was on the staffs of 10 hospitals in New York City and serving as visiting or consulting surgeon to 25 hospitals outside New York City.

Content Description






The collection includes four bound volumes created by George T. Pack (1898-1969) while attending or teaching classes in anatomy, neurology, physiology, and pathology at Ohio State University or the Yale School of Medicine from 1918-1920. Each book of notes includes 200-300 pages of typed carbon copies of text and original illustrations in pencil and ink with manuscript or typed labels. All volumes have George T. Pack's bookmark inside the front cover. Volumes also include printed copies of glass slides, printouts from laboratory equipment, reports, and graphs.

A large portion of Volume 3 Notes on physiology consists of essays by Agnes H. Grant.

The entirety of Volume 4 Notes on pathology consists of material from an Ohio State University course taught by Ernest Scott and Lear H. Van Buskirk and includes the course syllabus.

The collection also includes one copy of *A conspiracy of silence: the health and death of Franklin D. Roosevelt*, 2007, by Harry S. Goldsmith, which includes description of Pack's work.

Collection Contents

 vol. 1	Notes on anatomy	1918
<p>Title page reads "Anatomy. Comparative and general/." First section is titled "Comparative anatomy. Notes and drawings,," second section is titled "Gross anatomy." Volume includes anatomical drawings in pencil and ink of animals and human anatomy, with manuscript or typed labels and carbon copies of typed descriptions and lists. The volume also includes two prints of glass slides attached to pages with photo corners.</p>		
 vol. 2	Notes on neurology	1919
<p>Title page reads "Neurology. Gross and microscopic." First portion of the volume is titled "Microscopic neurology," second portion is titled "Gross neurology." Volume includes original anatomical illustrations in pencil and ink, with manuscript or typed labels, and carbon copies of typed pages with descriptions and lists of parts of the brain and nervous system. Some of the pencil illustrations of the brain are very detailed and a few illustrations in ink include more than one color.</p>		
 vol. 3	Notes on physiology	1920
<p>Title page reads "Physiology." The first part of the volume contains typed carbon copies of several essays by Agnes H. Grant, some with annotations in ink. The second portion of the volume is labeled "Physiology laboratory." These pages are typed carbon copies of experiments and notes with pencil and ink annotations and some small original illustrations added. This section includes 29 pages with attached printouts from laboratory equipment, including a sphygmograph and a polygraph machine, measuring reactions of experiments conducted on frogs and mammals; three graphs on gridded paper; and an examination of urine report for a human subject.</p>		
 vol. 4	Notes on pathology	1920
<p>Title page reads "Pathology. Part I. The general principles underlying the effects of irritation upon tissues. Part II. A study of special types of injury. Part III. The general principles of tumors. Compiled by George T. Pack. Instructors. Ernest Scott, M.D. and Lear H. Van Buskirk, B. Sc." The bulk of the volume consists of typed carbon copies of materials for the pathology class, many with "slides" (paper prints of glass slides) attached with photo corners. The volume begins with a syllabus for Pathology 109 by Ernest Scott and Jonathan Forman, Department of Pathology, Ohio State University; followed by the three sections named on the title page; then a section titled "Abstracted references to literature"; and concludes with a section titled "Post-mortem examinations" that includes forms from the Ohio State University Pathological Laboratory filled out in pencil. Some pages in the first three sections of the volume are annotated in pencil or ink and one page includes small color illustrations in ink.</p>		
 vol. 5	Goldsmith, Harry S., <i>A conspiracy of silence: the health and death of Franklin D. Roosevelt</i>	2007
<p>The author of this book attended a lecture by Gorge Pack at Memorial Sloan Kettering in the 1960s, where Dr. Pack told colleagues and residents that Boston-based colleague Dr. Frank Lahey had diagnosed 32nd President Franklin D. Roosevelt with melanoma in 1943 and advised him not to run for reelection. The book is an investigation of this story.</p>		

Selected Search Terms

The following terms have been used to index the description of this collection in the Library's online catalog. They are grouped by name of person or organization, by subject or location, and by occupation and listed alphabetically therein.

Subjects

Medical education -- United States
Medical illustration
Medicine -- Study and teaching

Corporate Body

Yale University. School of Medicine

Contributors

Pack, George T. (George Thomas), 1898-1969
Grant, Agnes H., author
Scott, Ernest, author
Van Buskirk, Lear H., author
Goel, Ravi D., collector